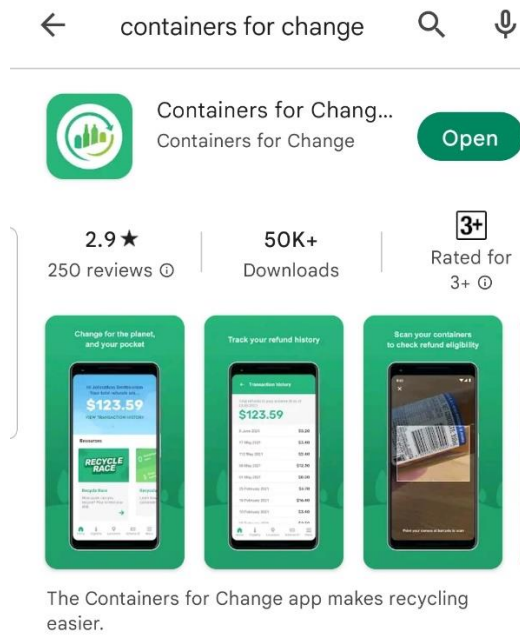


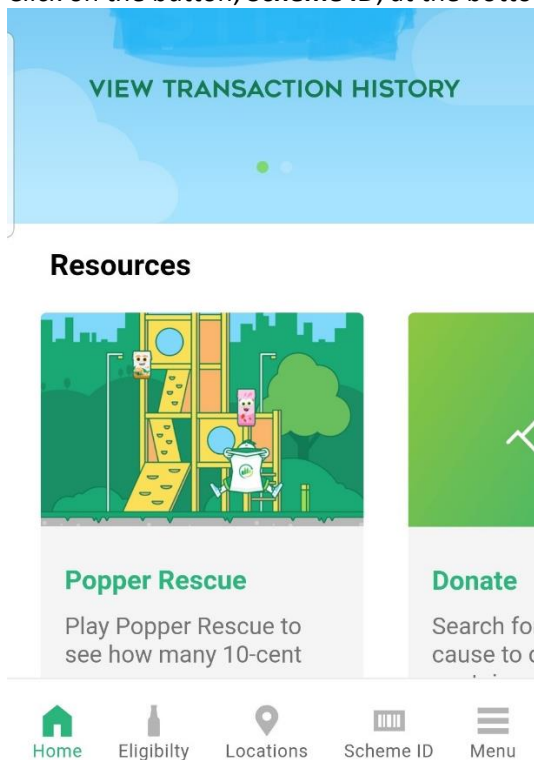
# Containers for Change app

Scheme ID - How to add **Norman Creek Catchment Coordinating Committee C1008963**


1. Android: Open the **Google Play Store** app, search for **Containers for Change (CfC)**, then click Open, follow the prompts to sign up, or sign in as usual



2. Click on the button, **Scheme ID**, at the bottom of the CfC app screen



3. Click on **Add+**



4. Click on **SEARCH**



### Search for a charity

Search for a charity or cause to donate your containers to and save their scheme ID.



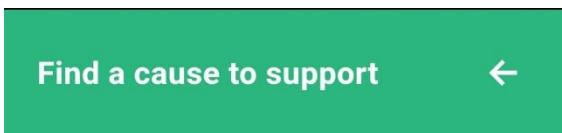
5. Click in the box under, **Search by name**



Search for a charity or cause to donate your containers to and add their scheme ID to your app's scheme ID board. When you're returning your containers, use the charity's scheme ID so the refund can be deposited straight into their account.

### Search by name

6. Type **Norman creek**  
You'll see Norman Creek Catchment Coordinating Committee

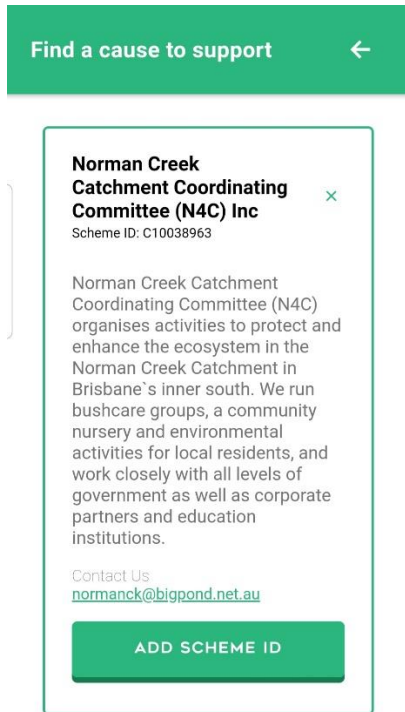


containers, use the charity's scheme ID so the refund can be deposited straight into their account.


### Search by name

Norman Creek Catchment  
Coordinating Committee (N4C) Inc

7. Click **ADD SCHEME ID**

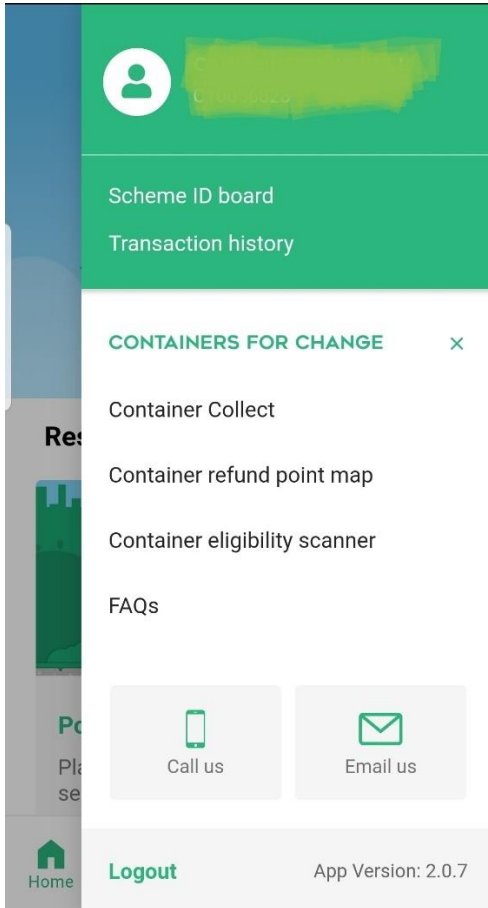


Congratulations! Now when you open Containers for Change app, select this Scheme ID to make the donation to N4C by scanning it during the recycling process. Your donation will go to the bank account for the Norman Creek Catchment Coordinating Committee (N4C) Inc. where it will be used for running the volunteer-run organisation.



## To find your nearest recycling centre

8. Click on **Menu** -> **Containers for Change** + -> **Container refund point map**  
See their hours, distance, and location.



### Example

